

File & Manage Your Leave. Faster. Easier.

If caring for yourself or a loved one takes you away from work, the Matrix eServices Mobile app can help you file a claim and stay on top of your absence, so you always know where you stand.

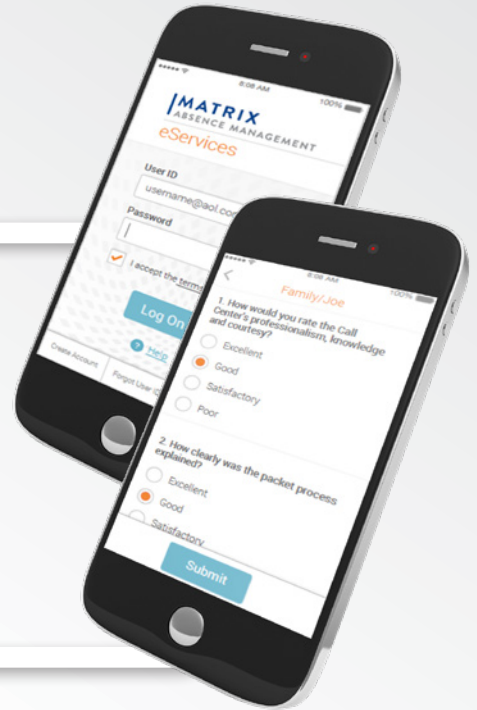
DOWNLOAD THE APP NOW!

Search for "Matrix eServices" in your smartphone or tablet's app store, or scan the appropriate code to the right.

APPLE DEVICES

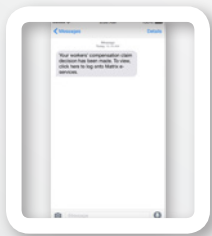
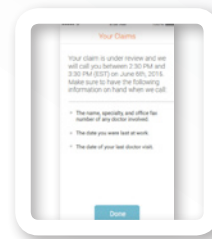
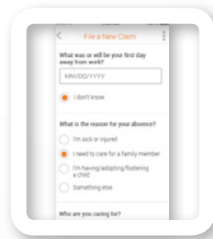


ANDROID DEVICES



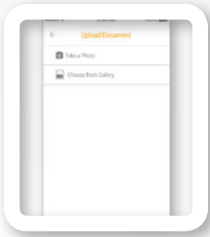
FILE A NEW CLAIM

The first step in any new absence is filing a claim. Fortunately, the Matrix eServices Mobile app makes it fast and easy to do that right from your smartphone or tablet.



TEXT / SMS ALERTS

Stay informed by enrolling in Text/SMS alerts to receive immediate status updates throughout the claims process—in addition to being notified through more traditional methods such as a phone call and/or written notice.

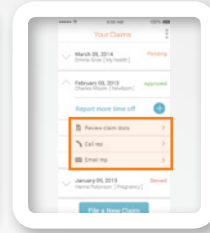
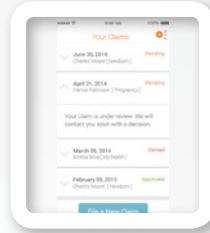


UPLOAD MEDICAL DOCUMENTATION

Speed claim processing by securely uploading medical documentation instantly, right from your iOS® or Android® device—it's as easy as snapping a selfie!

VIEW YOUR ABSENCE CLAIM

Want to see your original claim documentation? Or review the claim packet you received from Matrix? There's no need to search for paperwork—the information is only seconds away with the Matrix eServices Mobile app.



STAY CONNECTED

Have a question? You can email or call your claims examiner with just one click. Have something to say? Give us feedback right from your home screen.

VIEW YOUR ABSENCE DOCUMENTS

This feature allows you to see all your absence documents online or via the mobile. Once a document is ready for your review we'll send you an alert via email or text.

Note: Don't forget to sign up for text updates via our portal or mobile app.

To access your document go to www.matrixabsence.com or download our mobile app (Matrix eServices). From there it's easy.

Via Mobile App

- Tap the down arrow to open the absence
- Tap on Review Documents
- Tap on the document you want to view

Via the web at www.matrixabsence.com

- Click on the download icon in the Absence Documents section to open the document

